

Scaled data based on original data using
LM-79-08 Approved Method: Electrical and Photometric Measurements of Solid-
State Lighting Products

Test Report Prepared for
Cooper Lighting Solutions
(formerly Eaton)

Brand: McGRAW-EDISON

Report Number: P200445

Luminaire Tested: **GPC-AF-01-LED-E1-SL3-7060-800-HSS**

Issue Date: 3/3/2020

Test Information

Test Method: LM-79-08
Report Number: P200445
TEST IS SCALED FROM IESNA LM-79-08 TEST DATA (P24289)
Test Lab: INNOVATION CENTER P2
Issue Date: 3/3/2020
Manufacturer: COOPER LIGHTING SOLUTIONS (FORMERLY EATON)
Product Line: MCGRAW-EDISON
Catalog Number: GPC-AF-01-LED-E1-SL3-7060-800-HSS
Description: GALLEON PEDESTRIAN LUMINAIRE
(1) 70 CRI, 5700K, 800mA LIGHTSQUARE WITH 16 LEDS EACH AND TYPE III SPILL
LIGHT ELIMINATOR OPTICS WITH HOUSE SIDE SHIELD
Light Source: -
Ballast/Driver: ELECTRONIC DRIVER

Summary

Lumens per Lamp: N/A
Luminaire Lumens: 4388 lumens
Efficiency: N/A
Efficacy: 99.7 lumens/watt
Luminous Opening: Rectangular (W 0.5' x L: 0.5' x H: 0')
IES Classification: Type III - Short - Non-Cutoff
BUG Rating: B1 - U0 - G1

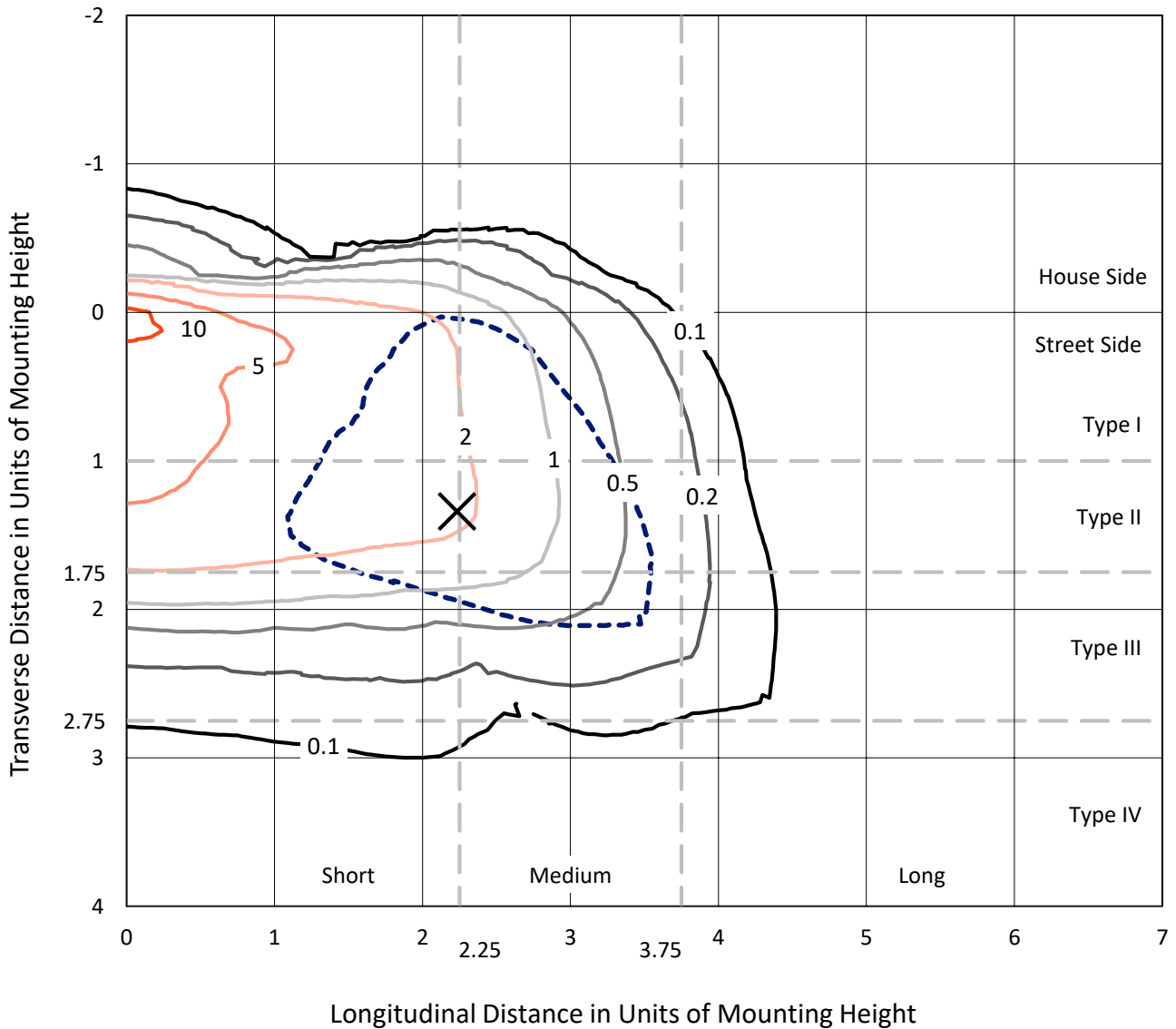
Input Watts (W): 44
Input Voltage (V): NR
Input Current (Ain): NR
Voltage Rise (V): NR
Power Factor: NR
Total Harmonic Distortion (THDi): NR
Frequency (hertz): 60
Stabilization Time: NR
Operation Time: NR
Ambient Temperature (°C): NR
Test Distance: 25 FT



REPORT NUMBER: P200445
 CATALOG NUMBER: GPC-AF-01-LED-E1-SL3-7060-800-HSS

Iso-Footcandle Lines of Horizontal Illumination

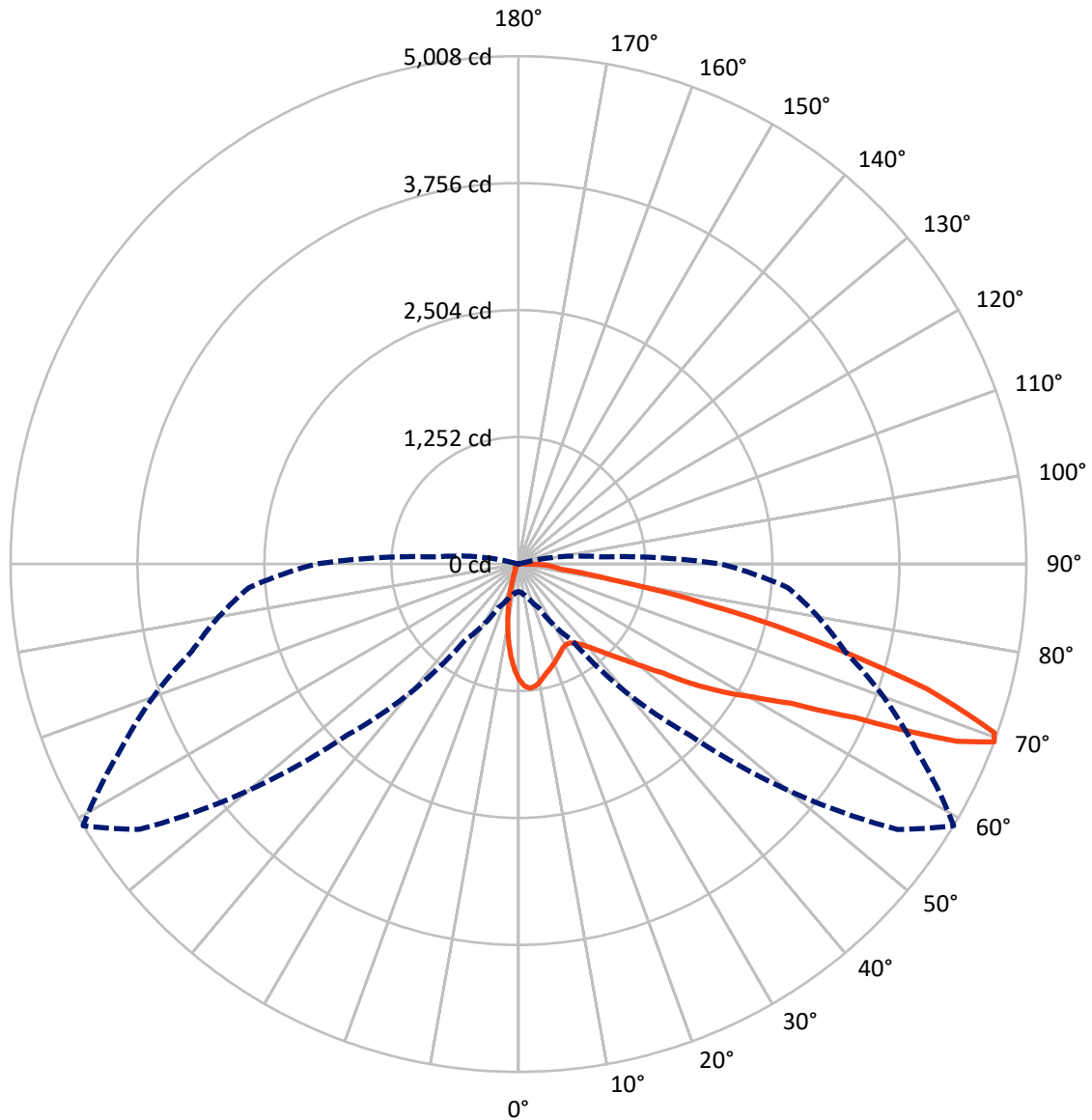
✕ Max cd
 - - - 1/2 Max cd



Based on 10 foot mounting height. Maximum calculated value = 11.5 fc
 Type III - Short - Non-Cutoff

REPORT NUMBER: P200445
CATALOG NUMBER: GPC-AF-01-LED-E1-SL3-7060-800-HSS

Luminous Intensity Polar Plot



— Vertical Plane Through 59-Deg Lateral - - - Horizontal Cone Through 69-Deg Vertical

REPORT NUMBER: P200445

CATALOG NUMBER: GPC-AF-01-LED-E1-SL3-7060-800-HSS

FLUX DISTRIBUTION:

		Downward	Upward	Total
House Side	Lumens	357.3	0.0	357.3
	% Fixture	8.1	0.0	8.1
Street Side	Lumens	4030.7	0.0	4030.7
	% Fixture	91.9	0.0	91.9
Total	Lumens	4388.0	0.0	4388.0
	% Fixture	100.0	0.0	100.0

Coefficient of Utilization

ZONAL LUMENS:

Zone	Lumens	% Fixture
0°-10°	92.7	2.1
10°-20°	191.6	4.4
20°-30°	257.8	5.9
30°-40°	374.3	8.5
40°-50°	623.2	14.2
50°-60°	972.1	22.2
60°-70°	1203.0	27.4
70°-80°	609.6	13.9
80°-90°	63.8	1.5
90°-100°	0.0	0.0
100°-110°	0.0	0.0
110°-120°	0.0	0.0
120°-130°	0.0	0.0
130°-140°	0.0	0.0
140°-150°	0.0	0.0
150°-160°	0.0	0.0
160°-170°	0.0	0.0
170°-180°	0.0	0.0
0°-90°	4388.0	100.0
0°-180°	4388.0	100.0



REPORT NUMBER: P200445

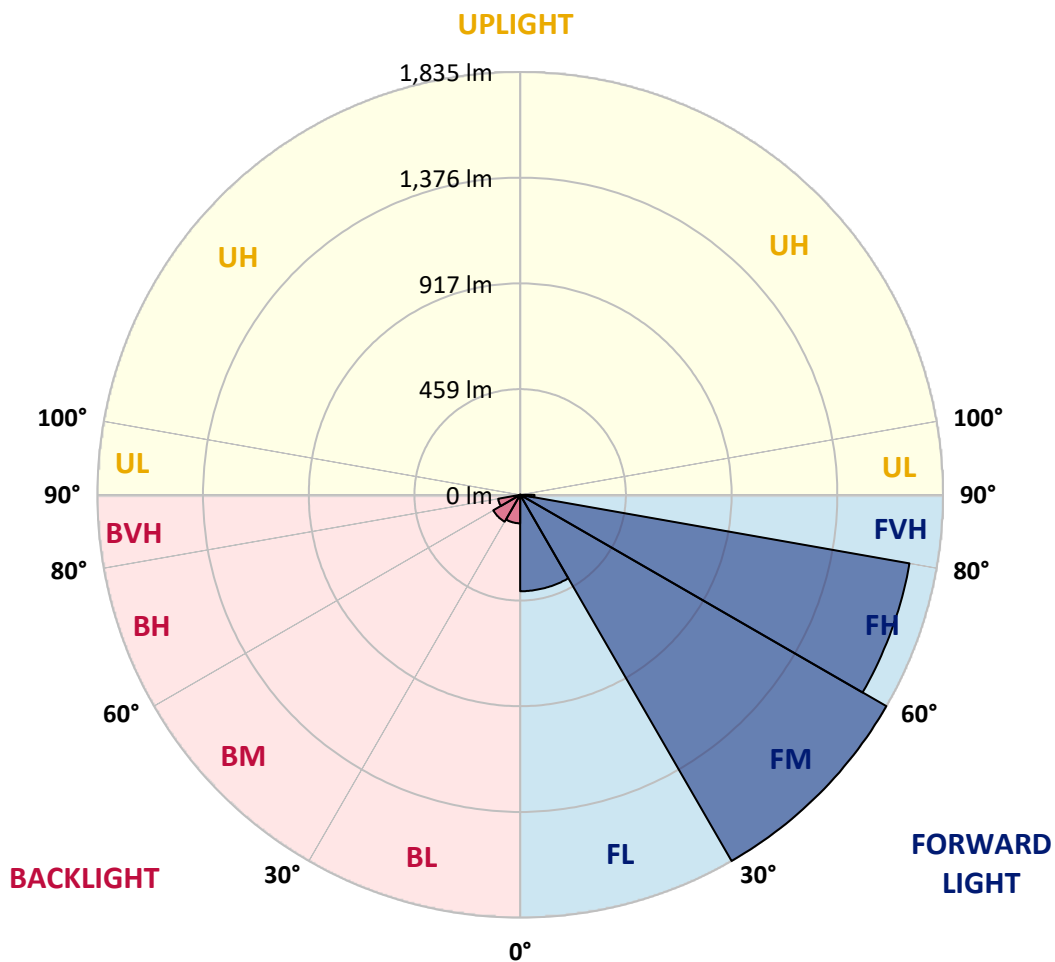
CATALOG NUMBER: GPC-AF-01-LED-E1-SL3-7060-800-HSS

LUMINAIRE CLASSIFICATION SYSTEM LUMEN TABLE AND BUG RATING:

Zone		Lumens	% Fixture	Zone Rating/Lumen Limit		
				B	U	G
FL	(0°-30°)	418.3	9.5			
FM	(30°-60°)	1834.9	41.8			
FH	(60°-80°)	1715.5	39.1			G1/1800
FVH	(80°-90°)	61.8	1.4			G1/100
BL	(0°-30°)	123.7	2.8	B1/500		
BM	(30°-60°)	134.6	3.1	B0/220		
BH	(60°-80°)	97.0	2.2	B0/110		G0/110
BVH	(80°-90°)	2.0	0.0			G0/10
UL	(90°-100°)	0.0	0.0		U0/0	
UH	(100°-180°)	0.0	0.0		U0/0	

BUG Rating: B1-U0-G1

Type III Short





REPORT NUMBER: P200445

CATALOG NUMBER: GPC-AF-01-LED-E1-SL3-7060-800-HSS

CANDELA DISTRIBUTION (FULL):

	0°	5°	15°	25°	35°	45°	55°	59°	65°	75°	85°
0°	1142.1	1142.1	1142.1	1142.1	1142.1	1142.1	1142.1	1142.1	1142.1	1142.1	1142.1
2.5°	1251.8	1251.3	1245.9	1243.4	1238.9	1229.5	1214.8	1207.1	1194.7	1173.2	1144.1
5°	1240.4	1246.3	1249.6	1249.8	1253.0	1249.6	1236.4	1230.0	1212.9	1178.1	1126.0
7.5°	1163.0	1165.2	1174.4	1182.3	1197.7	1212.4	1217.1	1214.3	1204.2	1166.9	1097.7
10°	1080.1	1082.3	1093.3	1103.7	1124.5	1147.1	1170.9	1175.9	1180.1	1151.1	1070.4
12.5°	1008.6	1010.9	1022.0	1035.7	1060.0	1087.8	1124.8	1133.0	1151.6	1135.9	1048.6
15°	947.1	948.1	959.0	975.9	1004.9	1040.7	1082.6	1095.7	1124.3	1125.3	1029.5
17.5°	894.8	897.2	903.9	920.1	951.8	996.0	1044.9	1063.7	1097.2	1116.3	1010.9
20°	862.7	865.2	865.0	873.9	902.4	949.6	1007.2	1029.7	1070.4	1107.1	994.3
22.5°	856.5	856.5	850.1	848.8	865.7	905.2	967.9	995.5	1046.4	1103.2	982.6
25°	878.6	877.6	861.5	848.4	849.1	872.7	930.0	962.7	1026.0	1105.9	976.4
27.5°	925.3	924.0	903.7	878.6	858.5	858.3	901.2	936.4	1009.9	1118.8	978.9
30°	989.8	989.3	967.2	935.7	899.2	865.7	891.3	923.3	999.5	1142.1	984.6
32.5°	1060.3	1059.5	1042.9	1009.6	963.5	899.2	901.7	928.5	1002.4	1173.2	998.5
35°	1134.9	1133.7	1126.5	1097.5	1046.6	961.0	935.9	956.8	1021.3	1219.6	1025.8
37.5°	1215.8	1217.1	1222.3	1194.5	1141.1	1047.6	993.3	1007.4	1059.3	1282.6	1070.2
40°	1335.2	1334.9	1336.7	1300.2	1248.8	1153.5	1073.4	1077.9	1122.8	1366.2	1137.7
42.5°	1551.8	1536.7	1490.8	1416.3	1364.7	1274.6	1174.4	1169.7	1200.4	1469.7	1232.2
45°	1842.9	1810.6	1691.5	1548.8	1482.8	1411.1	1298.7	1283.6	1303.2	1594.0	1348.8
47.5°	2093.2	2059.7	1891.2	1686.8	1608.1	1540.6	1444.4	1417.1	1423.5	1733.2	1496.7
50°	2178.3	2161.9	2014.8	1806.9	1729.5	1703.7	1613.3	1580.1	1570.9	1894.2	1668.2
52.5°	2148.8	2147.6	2049.5	1884.8	1840.6	1872.4	1826.0	1787.5	1753.8	2063.9	1842.6
55°	2101.4	2107.6	2063.7	1953.0	1951.5	2026.5	2116.8	2084.8	1987.0	2248.3	1993.0
57.5°	1970.6	1997.2	2055.7	2082.0	2143.1	2219.8	2359.0	2377.8	2262.2	2389.5	2117.8
60°	1598.9	1657.3	1848.8	2100.7	2390.0	2581.0	2651.3	2667.4	2488.0	2506.8	2286.3
62.5°	1134.9	1194.5	1437.4	1863.4	2393.7	3055.7	3086.7	3023.4	2736.6	2680.8	2576.8
65°	602.5	648.4	846.9	1345.1	2075.3	3165.9	3848.2	3659.6	3175.3	3023.0	2952.2
67.5°	308.2	322.1	401.0	658.3	1426.7	2812.0	4530.8	4663.6	3931.3	3362.4	2934.1
69°	272.7	280.9	333.2	475.9	913.6	2381.8	4564.1	5008.2	4327.1	3334.1	2666.4
70°	264.0	271.2	318.8	430.8	714.1	1997.4	4436.8	4978.0	4428.4	3226.4	2466.4
72.5°	224.1	230.3	283.9	380.6	580.4	991.5	3604.1	4218.2	3973.8	2687.7	1785.3
75°	149.9	170.2	272.4	356.8	539.9	563.3	2376.1	3048.3	2831.6	1812.8	930.0
77.5°	36.0	38.7	76.9	283.9	493.8	495.8	1222.0	1895.0	1545.6	646.1	219.8
80°	19.4	18.6	21.6	56.3	459.8	465.2	550.1	919.8	551.8	107.2	72.5
82.5°	13.6	12.9	13.9	23.6	144.7	423.8	398.0	416.4	228.8	41.2	32.5
85°	5.0	4.7	7.7	21.3	45.4	243.7	408.9	343.4	185.4	18.9	23.8
87.5°	1.7	1.5	3.0	11.7	13.9	103.7	252.3	259.5	72.9	11.4	11.2
90°	0.0	0.0	0.0	0.0	0.0	0.0	0.0	0.0	0.0	0.0	0.0



REPORT NUMBER: P200445

CATALOG NUMBER: GPC-AF-01-LED-E1-SL3-7060-800-HSS

CANDELA DISTRIBUTION (continued):

	90°	95°	105°	115°	125°	135°	145°	155°	165°	175°	180°
0°	1142.1	1142.1	1142.1	1142.1	1142.1	1142.1	1142.1	1142.1	1142.1	1142.1	1142.1
2.5°	1132.0	1116.6	1088.3	1059.3	1032.5	1000.2	984.1	968.2	961.5	959.0	947.4
5°	1099.2	1073.2	1013.1	952.8	897.2	838.2	799.2	768.0	749.6	740.7	726.5
7.5°	1057.3	1014.6	923.5	830.5	743.9	658.5	595.3	546.6	513.1	497.0	482.4
10°	1016.6	959.8	830.2	703.4	585.8	472.7	385.3	322.1	281.6	263.0	251.1
12.5°	980.1	906.4	740.2	579.6	432.0	299.5	210.7	160.3	135.2	126.5	122.3
15°	947.6	857.3	655.1	462.0	292.5	171.2	115.1	98.0	94.0	94.0	93.5
17.5°	916.8	809.1	572.9	351.6	183.6	104.7	87.6	85.4	85.4	86.3	86.3
20°	887.3	763.2	493.5	252.3	115.6	83.1	79.2	78.7	79.2	80.4	80.4
22.5°	862.0	721.6	419.3	173.2	85.9	74.9	72.9	72.2	72.5	73.2	73.7
25°	843.1	686.3	349.4	117.4	73.9	68.2	66.0	64.8	63.8	63.8	64.3
27.5°	831.2	656.5	281.6	85.4	66.5	62.0	58.6	56.6	54.3	53.1	53.6
30°	822.5	628.3	218.1	69.7	59.6	55.1	50.6	47.4	44.2	42.7	43.2
32.5°	819.3	605.4	163.0	61.5	53.3	48.4	42.9	38.7	35.2	34.0	34.2
35°	828.0	587.3	119.3	55.6	48.4	42.2	36.0	31.3	28.5	27.8	28.0
37.5°	850.8	577.6	89.3	50.6	43.9	37.0	30.0	25.6	23.8	23.8	24.1
40°	894.0	577.4	71.7	47.1	39.9	32.0	24.8	21.6	20.6	21.1	21.3
42.5°	957.0	590.5	62.5	43.9	36.5	27.3	20.6	18.4	18.1	18.6	18.9
45°	1043.1	614.6	57.6	41.2	32.8	22.8	17.4	15.9	15.9	16.6	16.9
47.5°	1148.6	649.8	53.3	38.5	29.0	19.1	14.9	13.9	14.1	14.9	15.1
50°	1275.6	694.3	49.1	35.5	26.3	15.9	12.9	12.2	12.4	13.4	13.6
52.5°	1420.3	754.1	45.7	32.8	22.8	13.2	10.9	10.4	10.9	11.9	12.2
55°	1544.4	807.7	41.4	30.5	18.4	10.9	8.9	8.9	9.4	10.7	10.9
57.5°	1663.7	863.7	37.7	26.3	14.4	8.7	7.4	7.7	8.4	9.7	9.9
60°	1838.9	958.8	33.2	22.1	10.9	6.9	6.2	6.5	7.4	8.7	8.9
62.5°	2136.4	1103.4	28.8	18.4	8.4	5.5	5.0	5.5	6.7	8.2	8.4
65°	2404.9	1162.2	23.6	15.4	6.5	4.2	4.2	5.0	6.5	7.9	8.2
67.5°	2255.2	978.4	18.4	12.2	5.0	3.2	3.5	4.7	6.2	7.9	8.2
69°	1994.5	800.0	15.6	9.7	4.2	3.0	3.2	4.7	6.2	7.7	7.9
70°	1791.2	675.4	13.9	8.2	3.7	3.0	3.2	4.5	6.2	7.7	7.9
72.5°	1199.7	364.7	11.2	6.0	3.5	2.7	2.7	4.5	6.0	7.4	7.7
75°	515.6	100.7	8.9	4.2	3.0	2.5	2.5	4.2	5.7	7.2	7.7
77.5°	94.3	25.6	7.2	3.7	3.0	2.5	2.2	4.0	5.5	6.9	7.2
80°	37.5	12.7	5.7	3.2	2.7	2.2	2.0	3.7	5.2	6.7	6.9
82.5°	22.6	7.2	4.7	3.0	2.7	2.0	1.7	3.2	5.0	6.5	6.7
85°	18.4	5.0	3.7	3.0	2.5	2.0	1.5	3.0	4.5	6.2	6.5
87.5°	8.9	3.5	3.5	2.7	2.5	2.0	1.5	2.7	4.2	6.0	6.2
90°	0.0	0.0	0.0	0.0	0.0	0.0	0.0	0.0	0.0	0.0	0.0

(END OF REPORT)